

BTH-5*-SD Series (Standard type)**



Features

- Standard type
- Dual PE system
- Compact, space saving
- Light weight
- Low cost

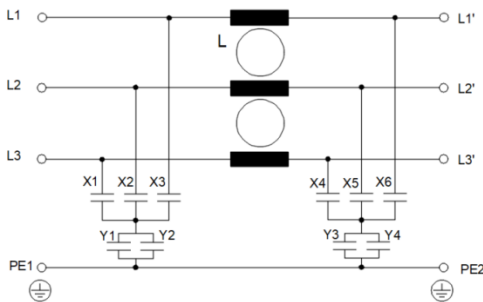
Typical Applications

- General purpose
- Industrial equipment
- Motor drive equipments
- AVR, UPS, Inverter, Converter
- Factory automation equipment
- Three-phase electricity supply
- ACB Panel, distribution Panel

Technical specifications

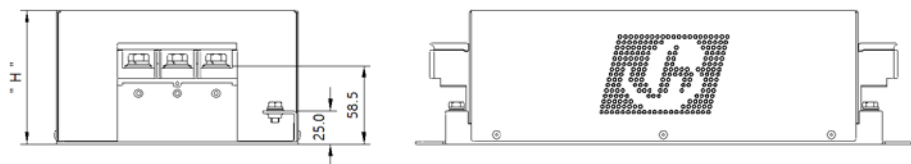
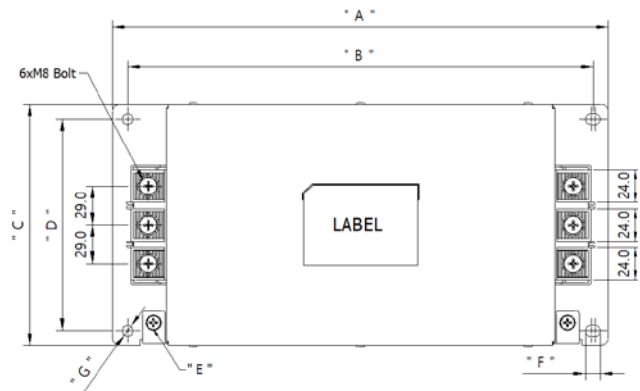
Items	BTH-5250-SD	BTH-5300-SD
Rated Voltage (V _R)	3Ø, 500Vac (450Vac when use Opt.01)	
Operating frequency	50 / 60Hz	
Rated Currents @40°C (I _R)	250A	300A
Withstanding voltage test	Line to Earth : 2,828Vdc for 1min. or 3,650Vdc for 2sec. (BHSTD-QUA-201)	
Insulation resistance	500Vdc for 1min. 300MΩ Min. (BHSTD-QUA-202)	
Leakage current	4.5mA Max. at rated voltage (BHSTD-QUA-Q203)	
Voltage drop	1.0V Max. (BHSTD-QUA-Q204)	
Temperature range	25/100/21 (-25°C to +100°C), 20~95% RH at Operating & Storage	
Designed according to	IEC/EN 60939 / UL1283 / CSA 22.2 No.8	
Weight [Kg] (Max.)		

Circuit Diagram

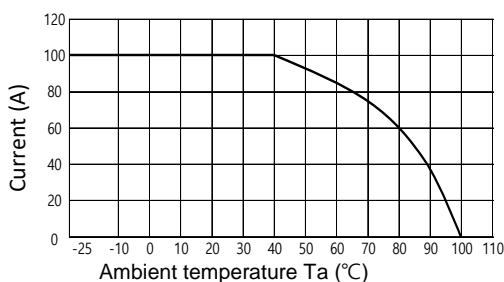


Shape & Dimension (mm)

Current	250A	300A
A	300	370
B	281	347.5
C	150	180
D	130	158
E	M5	M6
F	7.4	11.4
G	Ø5.4	Ø8.4
H	85	100



Derating Curve



Lug ring terminal



Recommended torque

8.9 ~ 10.8 N·m